

## Wetblast Injector Systems

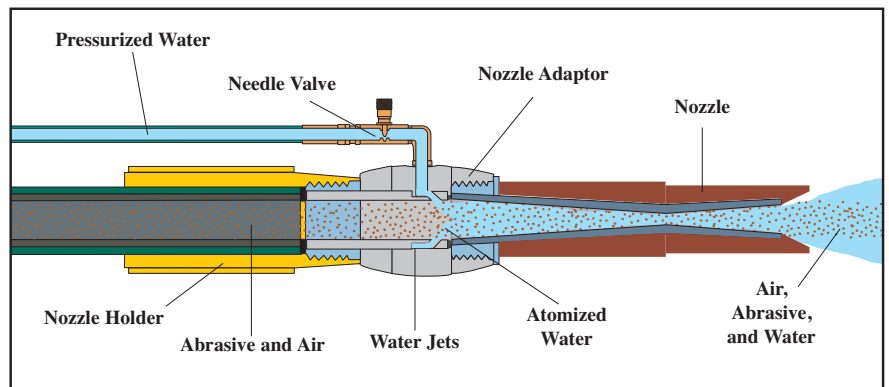
**CLEMCO** 



**High-Performance  
Dust Reduction For  
Blast Cleaning**



- *Reduces airborne job site dust*
- *May eliminate need for costly containment*
- *Improves coating adhesion by removing soluble salts and corrosives*
- *Reduces premature coating failures*



The Clemco Wetblast Injector System adds the dust-suppressing power of water to any blast machine with a pump-driven system that injects water into the abrasive stream before it exits the nozzle. The system allows the operator to meter the desired amount of water into the high-velocity air/abrasive stream for hard-hitting, high-performance blasting and a dramatic reduction of airborne dust normally present in dry abrasive blasting.

Because the Clemco Wetblast Injector System introduces water into the abrasive before it exits the nozzle, each abrasive particle is wet. This feature greatly improves blast surface visibility for the operator and outperforms water ring systems.

### Operation

The power behind Clemco's Wetblast Injector rests in our exclusive 10:1 pump. It uses compressed air to inject water into the high-velocity abrasive/air stream at the nozzle. A single pump can easily operate two nozzles, each with independent controls. Simply purchase an additional nozzle adaptor and add one more hydraulic hose to the water outlet.

The Wetblast Injector System requires no electric power, so there are no wires and no connections to short or shock.

Because the system has its own pump and uses relatively small amounts of water, any source of clean water will work — household tap, water tower, or low-lying tank.

A regulator with pressure gauge, mounted inside the control box, controls water pressure. The operator adjusts the water volume with a fine-thread needle valve at the nozzle.

The versatile Wetblast Injector lets the operator blast in wet or dry mode. When the machine is equipped with an abrasive cut-off system, the operator can rinse the surface with air and water, then dry the surface with high-pressure air.

## Applications

A blast system with Clemco's Wetblast Injector quickly cleans structural steel to any degree of cleanliness from brush-off to white metal. After blasting, the water-and-air rinse removes soluble salts and other corrosives that can cling to the surface. If flash rust is a problem, the pump can siphon clean water from a static-holding tank that contains a pre-mixed rust inhibitor solution to retard rust development on exposed steel.



With so many variables - blast pressure, water pressure and volume, blast media, and operator technique - The Wetblast Injector enhances the versatility of any abrasive blast system.

NOTE: All components of the Wetblast Injector System are required for proper operation. The nozzle adaptor cannot be used independently.

*Breathing dust from abrasive blasting, even when using the Wetblast Injector System, can be hazardous. Wear a NIOSH approved blast respirator. Follow the instructions provided with the respirator.*

## Specifications

<b>Wetblast Enclosure</b>	Dimensions	20" x 20" x 8-5/8"	51 cm x 51 cm x 22 cm
<b>Water Pump</b>	Air-operated, positive displacement, Self priming; nominal 10:1 ratio		
<b>Air Consumption</b>		28 cfm @ 100 psig	793 ltr/min @ 6.8 bar
<b>Water Consumption @ Given Air Pressure</b>		2.8 gpm @ 60 psig	10.6 ltr/min @ 4.1 bar
		3.6 gpm @ 80 psig	13.6 ltr/min @ 5.5 bar
		3.9 gpm @ 100 psig	14.7 ltr/min @ 6.8 bar
<b>Hydraulic Hose</b>	Dimensions	50 ft x 3/8" dia.	15 meters x 9 mm dia.
	Working pressure	1000 psig	68 bar
<b>Fittings</b>	Air Inlet	1/2"	13 millimeters
	Water Inlet	3/4"	19 millimeters
	Main water outlet	1/2" teed to two 1/4" connections	12 mm teed to two 6 mm connections
	Individual water outlet	1/4"	6 millimeters
<b>System Shipping Weight</b>	One-operator systems	85 lb	38.6 kg
	Two-operator systems	95 lb	43.2 kg

All Clemco Wetblast Injector Systems include the wetblast enclosure, pump, nozzle adaptor assembly, and hydraulic hose. Systems are offered to fit three nozzle styles. Select the system that fits the thread and entry of the nozzle you intend to use. **Order nozzles separately.**

## Ordering Information

### System Descriptions

#### Fits nozzles with 1-1/4" thread, 1" entry.

(For SSD, SJD, SSR, SJR, CSD, CJD, TSP & TJP nozzles) .....05500.....05501

#### Fits nozzles with contractor thread, 1" entry.

(For SMD, SYD, SMR, SYR, TMP & TYP nozzles) .....07750.....07751

#### Fits nozzles with contractor thread, 1-1/4" entry.

(For SXD, SXR, TXD & TXP nozzles) .....07752.....07753

<sup>1</sup> One-operator systems include one nozzle adaptor assembly & one 50 ft length of hydraulic hose.

<sup>2</sup> Two-operator systems include two nozzle adaptor assemblies & two 50 ft lengths of hydraulic hose.



Clemco is committed to continuous product improvement. Specifications are subject to change without notice. ISO 9001:2008 certified

© 2011 Clemco Industries Corp., One Cable Car Drive, Washington MO 63090  
Phone 636 239-0300 • FAX 800 726-7559 • Email: info@clemcoindustries.com

Stock No 09321 • Job No 0513-0483 Rev. G 08/11

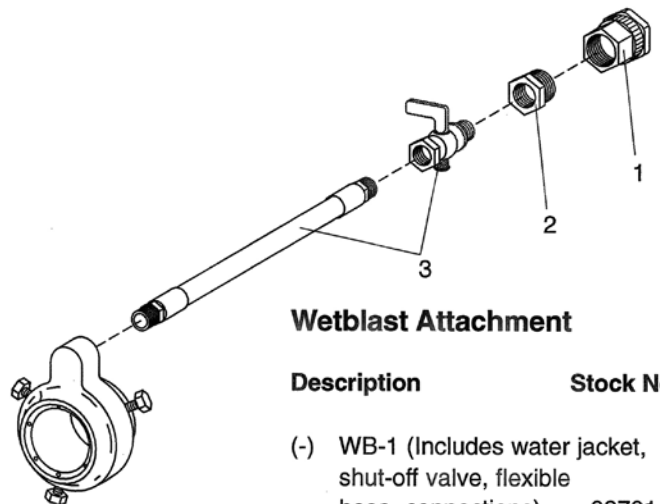
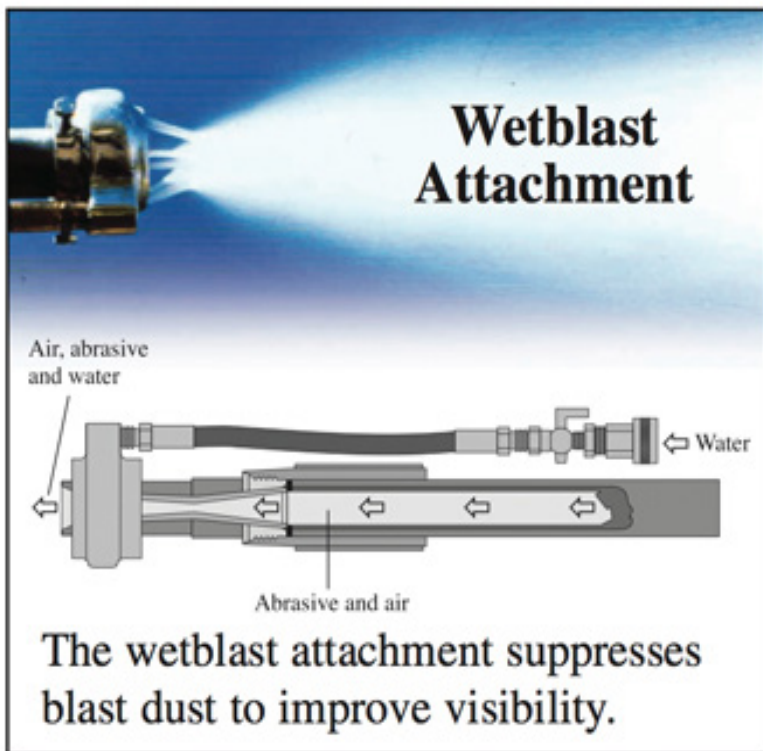
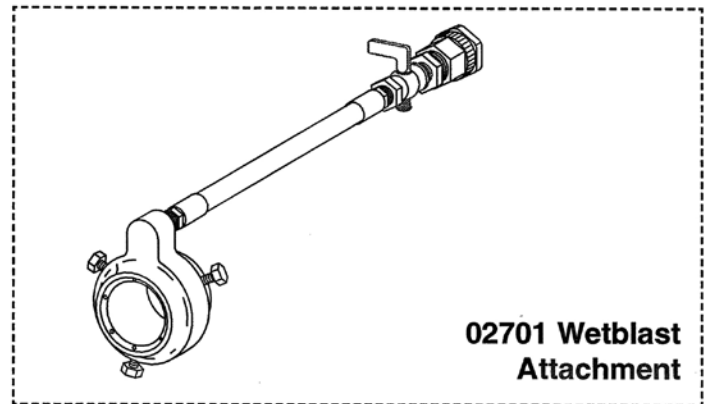
Distributed by:

## Wetblast Attachment (02701) For Dry Blasters

The Clemco Wetblast Attachment is a practical addition to conventional dry blasting. Used by building and painting contractors, shipyards and refineries, the Wetblast Attachment eliminates about 80% of the dust without lowering blast efficiency. It is uniquely suited to jobs in metropolitan areas or cleaning of masonry and concrete surfaces where excessive dust is generated. When used to blast steel surfaces, a rust inhibitor is recommended. The inhibitor may be sprayed on the surface immediately after blasting or can be mixed in a water tank equipped with a pump and sprayed through the wetblast head during blasting.

The Wetblast Attachment head, equipped with locking screws for mounting to the barrel of a nozzle, provides an operational advantage by mixing the water into the blast pattern just after air and abrasive leave the nozzle. This provides a larger blast pattern and eliminates the stoppages occurring with systems which mix or carry an abrasive/water slurry through the blast hose.

The uniform spray of the Clemco Wetblast Attachment is achieved by six 3/32 inch water jets which surround the nozzle and direct the water flow to a point 3 inches in front of the nozzle. As the water hits the air/abrasive stream it atomizes to envelop the abrasive particles. The water volume is metered by a full flow petcock located at the blast head. Pressure ranges of 30 lbs. to 60 lbs. (city water pressure) are acceptable. 50 ft. x 1/4 inch I.D. water hose is available for use with Wetblast Head. Hose fittings attach to standard water hose or faucet.



Description	Stock No.
(-) WB-1 (Includes water jacket, shut-off valve, flexible hose, connections) .....	02701
1. Connector .....	02705
2. Bushing	
1/2" x 1/4" brass ....	02706
3. Petcock and 9" hose ....	02709